

Annual Report

July 1, 2022 - June 30, 2023



blueprints

break barriers - build futures®



A Letter From Our Leadership

Dear Friends,

Community action is providing the inspiration for people in economic transition to identify, plan for, and live their future story. **Blueprints is Community Action.** We are 300+ passionate advocates for change in the lives of nearly 20,000 people every year.

This report highlights a few of our key outcomes over the past year. We are forever proud of the individuals and families who have overcome significant barriers to achieve great success, and thankful for our staff who helped inspire those successes. Please know that the extent of the services we provide and outcomes our participants achieve is much farther reaching than we can put into a report. We invite you to follow our story, advocate for our services, attend our events and inspire others to make a difference in our community.



Jeff Fondelier, CEO

Stacey Brodak, Board President



Our Board

Public Sector



Mr. Larry Maggi
Washington Co. Commissioner



Honorable Judge Michael J. Lucas
Court of Common Pleas



Mr. Scott Slagle, *Past President*
Commercial Funding Solutions



Mr. Blair Zimmerman
Greene County Commissioner



Honorable Camera Bartolotta
PA State Senator

Private Sector



Ms. Eva Ahern,
Peacock Keller



Mr. Michael Chaido
Washington Financial Bank



Ms. Stacey Brodak, *President*
Waynesburg University



Mr. Brian Flannery
Washington Hyundai



Ms. Kelley Zebrasky, *Treasurer/Secretary*
Washington Elementary (Retired)

Target Sector



Rev. James C. Cherry
Community Volunteer




Mr. Richard Burgess
Community Volunteer



Mumbi-Mundia Howe
Community Volunteer



Ms. Tiffaney Hobson, *Board VP*
Community Volunteer



Ms. Crystal Wilk
Community Volunteer

WIC

(Women, Infants, and Children)

\$2,017,972.90

Total WIC dollars redeemed in local grocery stores

12.4%

Increase in program retention

6,852

Farmers Market Vouchers Distributed

3,717

Children 0-5 and caregivers served



Breaking Barriers

- Washington Financial awarded \$10,500 to Blueprints to provide diapers to WIC participants
- As a result, our WIC participation and retention increased when compared to prior years

Aging Well



51,673

Home
Delivered
Meals
served

1,038

Individual
Seniors
Served

251

Program
Volunteers

12,336

Volunteer
Service
Hours

Breaking Barriers

In 2023, the Carmichaels Senior Community Center moved to an upgraded facility where we prepare over 51,000 meals a year that are distributed to older adults in need.

*Note, the data on this page reflects calendar year metrics, not fiscal.



Building Futures

8.7 Million

Dollars provided
in Covid-19
Emergency
Rental
Assistance

464

Income Tax
Returns
Completed

\$489,292

Refunds
returned to
taxpayers



Did you know?

Blueprints partners with the Washington County Correctional Facility and the Greene County Jail to support incarcerated persons as they plan for reentry.

Coaching topics include career development, financial literacy, parenting and rental housing stability; **91 incarcerated persons** partnered with Blueprints; **49 worked** with Blueprints upon their release; **24 secured employment** and **32 secured rental housing**.

28

Homes
Purchased

113

Credit Repair Class
Attendees

340

Financial Coaching
Participants

108

Jobs
Attained

Early Learning

Head Start

Children Served: **556**
Families Served: **504**
Medical Exams: **83%**
Dental Exams: **84%**

Early Head Start

Children Served: **185**
Families Served: **147**
Pregnant Women Served: **14**
Medical Exams: **75%**
Dental Exams: **100%**

Pre-K Counts

Children and
Families Served: **461**

82%


Average Monthly
Head Start Enrollment

75%

Average Monthly Early
Head Start Enrollment

90%

Average Monthly
Pre-K Enrollment



84%

of children entering kindergarten who met and/or exceeded school readiness

100%

of children and families that met eligibility for all Early Learning Programs

16

Additional children served by opening 2 new Early Head Start Classrooms

Community Assessment Summary

- 1,800 children eligible for Head Start and Early Head Start services
- Parents indicated that income, transportation, and affordable housing are their biggest areas of need

Parent & Family Engagement Activities

- Positive Solutions Parent Workshops
- Nurturing Parenting
- Parents As Teachers (Home-Base)
- Creative Curriculum Project Approach Family Activities
- Parent Committees & Policy Council



In 2023, Blueprints' Early Learning Program achieved the highest rating of STAR 4 from the Pennsylvania Keystone rating system!

CCF
(Connecting Children and Families)



Pennsylvania and West Virginia Foster Care and Adoption Services

CCF provides kinship care, foster care, and treatment foster care in order to provide a safe, secure and stable environment for children removed from the home due to abuse and neglect.

61 New Foster Families

85% of children had no placement change

Blueprints helps children and families achieve permanency goals.

53 Number of reunifications

49 Number of adoptions

Independent and Transitional Living

IL/TL provides resources, case management, and training to youth who are aging out of foster care.

290

Number of youth served

99.3%

Percentage of youth with access to secure housing



New Program Services

Emergency Foster Care (EFC) Services

During the '22-'23 fiscal year, CCF in West Virginia continued their participation in a pilot project for Emergency Foster Care (EFC) services. This is a service in partnership with 3 additional agencies and the DHHR (Department of Health & Human Services) that focuses on the immediate placement of children that face circumstances of removal after regular office hours. This service was established to prevent children from remaining overnight in DHHR offices during a search for a home. CCF - WV certified a new EFC home into the project in January of 2023. The newly certified EFC home provided care for 11 emergency foster care placements and traditional respite for 3 children.

Kinship Supports Intervention

We know that it is best for a child to be placed with a relative or a family friend to minimize trauma and preserve family connections. In 2023, CCF in Pennsylvania began the Kinship Supports Intervention Program. Kinship Supports Intervention (KSI) is a promising practice based on evidence to support and promote kinship family placements. The goal of the intervention is to meet children's physical, emotional, financial, and basic needs by connecting kinship caregivers with federal, state, and local resources.





a little **lift** | Community
Crowd
Funding

40 Successful LIFTs

138 People LIFTed

\$21,186.00
Total Dollars Raised

Financials

Head Start & Early Head Start

Head Start

| Expenditure | Budget | Actual |
|-----------------|-----------------------|--------------------|
| In-kind | \$1,354,109 | \$1,354,109 |
| Indirect Costs | \$468,019 | \$440,101 |
| Other | \$647,386 | \$764,974 |
| Contractual | \$102,849 | \$133,660 |
| Supplies | \$180,039 | \$477,068 |
| Equipment | \$5,000 | \$4,350 |
| Travel | \$53,487 | \$79,410 |
| Fringe Benefits | \$1,063,521 | \$828,381 |
| Personnel | \$2,895,711 | \$2,662,806 |
| | \$6,770,121.00 | \$6,744,859 |

Early Head Start

| Expenditure | Budget | Actual |
|-----------------|--------------------|--------------------|
| In-kind | \$418,965 | \$418,965 |
| Indirect Costs | \$144,382 | \$137,275 |
| Other | \$170,877 | \$182,873 |
| Contractual | \$13,663 | \$15,385 |
| Supplies | \$59,893 | \$149,591 |
| Equipment | \$5,000 | \$1,099 |
| Travel | \$30,581 | \$32,397 |
| Fringe Benefits | \$290,901 | \$293,560 |
| Personnel | \$960,561 | \$853,975 |
| | \$2,094,823 | \$2,085,120 |

Financials

Agency-Wide

Source of Funds

| | |
|--|--------------|
| Government Grants | \$14,104,130 |
| Department of Health & Human Services-Head Start | \$5,390,750 |
| Department of Health & Human Services-Early Head Start | \$1,666,155 |
| PA Department of Education-Pre K | \$4,903,740 |
| Pa Department of Education-State Funded Head Start | \$1,665,699 |
| U.S. Department of Agriculture-Head Start-CACFP | \$373,830 |
| Connecting Children & Families and Related Services | \$6,649,459 |
| PA Department of Human Services-Home Visitation | \$578,300 |
| Program Service Fees | \$125,989 |
| In Kind Contributions-GAAP | \$99,439 |
| Investments | \$85,768 |
| United Way of Washington County | \$31,189 |
| Fundraising & Miscellaneous Income | \$317,427 |

Total: \$35,991,875



Use of Funds

| | |
|---|--------------|
| Head Start Educational Services | \$5,390,750 |
| Early Head Start Educational Services | \$1,666,155 |
| Pre K Educational Services | \$4,903,740 |
| State Funded Head Start Educational Services | \$1,665,827 |
| Head Start CACFP Services | \$373,830 |
| PA Department of Human Services-Home Visitation | \$578,351 |
| Other Educational Services | \$59,339 |
| Connecting Children & Families | \$5,901,300 |
| Building Futures | \$11,212,944 |
| Aging Well | \$865,853 |
| Nutrition Services | \$917,613 |
| Fundraising | \$36,503 |
| Management & General | \$2,040,763 |

Total: \$35,612,968

Financial Position

Assets (Current)

| | |
|-------------------------------------|-------------|
| Cash and Cash Equivalents | \$2,811,546 |
| Grants and Fees Receivable | \$4,262,570 |
| Investments | \$1,780,378 |
| Other Receivables | \$21,662 |
| Prepaid Expenses | \$62,759 |
| Current Portion of Notes Receivable | \$158,745 |
| Inventory | \$37,924 |

Total: \$9,135,584

Liabilities & Net Assets

| | |
|------------------------------------|-------------|
| Accounts Payable | \$1,350,973 |
| Accrued and Withheld Expenses | \$1,168,551 |
| Deferred Revenue | \$37,924 |
| Current Portion of Lease Liability | \$621,098 |

Long-Term Liabilities

| | |
|----------------------|----------------|
| Lease Liability -Net | \$2,666,558.00 |
|----------------------|----------------|

Total: \$ 5,845,104

Other Assets:

| | |
|--------------------------|-------------|
| Endowments | \$5,095 |
| Notes Receivable | - |
| Right to Use Asset - Net | \$3,331,751 |
| Property and Equipment | \$2,233,632 |
| Total Other Assets | \$5,570,478 |

Total Assets: \$ 14,706,062

Net Assets

| | |
|----------------------------|-------------|
| Without Donor Restrictions | \$8,001,791 |
| With Donor Restrictions | \$859,167 |

| | |
|------------------|-------------|
| Total Net Assets | \$8,860,958 |
|------------------|-------------|

Total Assets: \$ 14,706,062

In Kind Donations

The total value of all In Kind Donations provided to Blueprints for fiscal year 2022-2023 was **\$2,144,669**.

Audit

The statement of financial position and related financial statements were audited by Guthrie, Belczyk & Associates, LLC in 2023. The auditor's report was an unqualified opinion, and there were no significant deficiencies or material weaknesses in internal control and no instances of non-compliance.

Head Start Federal Review

The Federal Department of Health and Human Services, Administration for Children and Families (ACF), conducted a Focus Area 1 monitoring review of the Blueprints Head Start and Early Head Start programs in July of 2023. Both programs were found to be compliant with all federal Head Start Program Performance Standards and regulations.

Our Programs



WIC (Women, Infants, and Children)

The Blueprints WIC program serves pregnant, postpartum women and children from birth through age five. Services provided include nutrition education, breastfeeding support, health and social service referrals along with healthy foods.

Location(s) Served: Greene & Washington County



Early Learning

Early Learning includes Head Start, Early Head Start, and PA Pre-K Counts. These high quality programs are designed to support children's growth from birth-age 5 through services that support early learning & development, health, and family well-being. Program services are offered in the classroom and home based settings for eligible pregnant women and children & families.

Location(s) Served: Greene & Washington County



Connecting Children and Families (CCF)

Is a set of programs and supportive services designed to improve youth and families' permanency, safety, and well-being. In collaboration with Children and Youth Social Services and Juvenile Probation, Blueprints strives to create positive impact in our communities while building brighter futures and outcomes for our youth and families.

Location(s) Served: Greene & Washington Counties; West Virginia



Building Futures

Our Building Futures programs support and engage individuals and families in goal planning that could change the trajectory of their lives. Programs focus on career development, financial literacy, matched savings accounts, vehicle loans, rental/utility assistance, home ownership and reentry services.

Location(s) Served: Greene & Washington Counties




Aging Well

Through our collaborative partnership with the Southwestern Pennsylvania Area Agency on Aging, Blueprints provides vital support services to older adults. We provide an array of opportunities that enable older residents to extend their independence and health as they age.

Location(s) Served: Greene County

Connect with Us.



Phone

724-225-9550



Email

info@myblueprints.org