



# blueprints

break barriers - build futures  
powered by community action

# 2021-2022

# ANNUAL REPORT

---

Blueprints serves as the catalyst to mobilize the resources of the entire community to enable families and individuals in our service area to attain the skills, knowledge, motivations and opportunities to become self-sufficient.

---

[www.myblueprints.org](http://www.myblueprints.org)





# BREAK BARRIERS BUILD FUTURES



Dear Reader,

Blueprints' work focuses on helping families achieve economic success and a healthy well-being by breaking barriers and building futures.

As a community action agency serving our community over the past 58 years, we've learned a few things. We know that children do better when their families do better, and families do better when they live in supportive communities. That's why our Whole Family Approach, working with children and the adults in their lives together, is so important and why it's been critical to build community engagement around our organization and participants.

Blueprints serves close to 20,000 people each year. This report highlights just a few of our key outcomes. We invite you to reach out to us to learn more about what we do and get involved with our dozens of programs. We extend our thanks to our stakeholders and community for enabling us to break barriers and build futures with our participants, and for helping us to make a real difference in our community.

**Scott R. Slagle, President**  
Board of Directors

**Darlene J. Bigler, CEO**  
Blueprints






P.S. The Board of Directors would like to thank Darlene Bigler for her 30 years of service and dedication to Blueprints and formerly Community Action Southwest. The impact of her leadership and commitment to the organization is immeasurable. We wish her all the best in her retirement at the end of 2023.

## 2021 2022 BOARD OF DIRECTORS






### PUBLIC SECTOR

-  **Board President**  
Mr. Scott Slagle
-  Commissioner  
Larry Maggi
-  PA Representative  
Timothy O'Neal
-  Honorable  
Michael J. Lucas
-  Commissioner  
Blair Zimmerman

### PRIVATE SECTOR

-  **Board Secretary/Treasurer**  
Ms. Stacey Brodak
-  **Board Vice President**  
Mr. Brook Ward
-  Ms. Eva Ahern
-  Ms. Kelley Zebrasky
-  Mr. Brian Flannery

### TARGET SECTOR

-  Ms. Tiffaney Hobson
-  Reverend James C. Cherry
-  Mr. Richard Burgess
-  Ms. Crystal Wilk
-  Mr. Gregory Garlock

# MIND

## EARLY LEARNING

### Head Start

**580** children &  
**520** families  
served

### Early Head Start

**174** children,  
**10** pregnant women,  
& **138** families  
served

### Pre-K Counts

**174** children &  
families served

### All Early Learning Programs

**93%** of children transitioning into  
kindergarten met and/or exceeded  
school readiness expectations.



## BUILDING FUTURES

**24** homes purchased

**105** residents repaired their  
credit towards home purchase



## FOSTER CARE & ADOPTION

**21** adoptions

**31** reunifications

**96%** of children &  
youth experienced no  
placement change

**37** new certified  
foster families

## INDEPENDENT & TRANSITIONAL LIVING

**298** youth served

**100%** of youth had  
access to secure housing

# HOME

# HEALTH

## AGING WELL

**1,045** older adults served  
**53,200** home delivered meals & safety checks  
**258** volunteers contributed  
**16,062** hours of service



## WOMEN, INFANTS & CHILDREN

Health improved for **4,322** mothers & children  
**\$1,642,676** in WIC food dollars redeemed  
in local grocery stores



## BUILDING FUTURES

**297** financial coaching participants  
**101** jobs secured or postsecondary transitions achieved  
**367** income tax returns completed & **\$691,450** returned to taxpayers

a little lift 

## A LITTLE LIFT

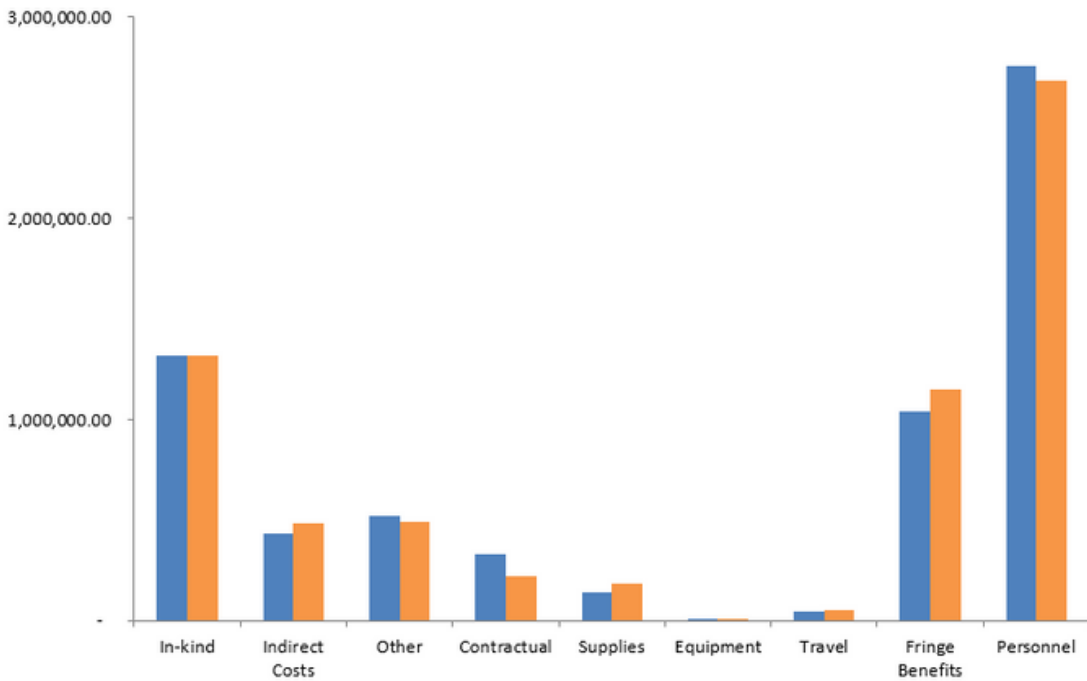
**61** successful LIFTs  
**205** people LIFTed  
**\$23,345** raised



# WALLET

2021  
2022

# HEAD START BUDGET



## FEDERAL HEAD START EXPENDITURES

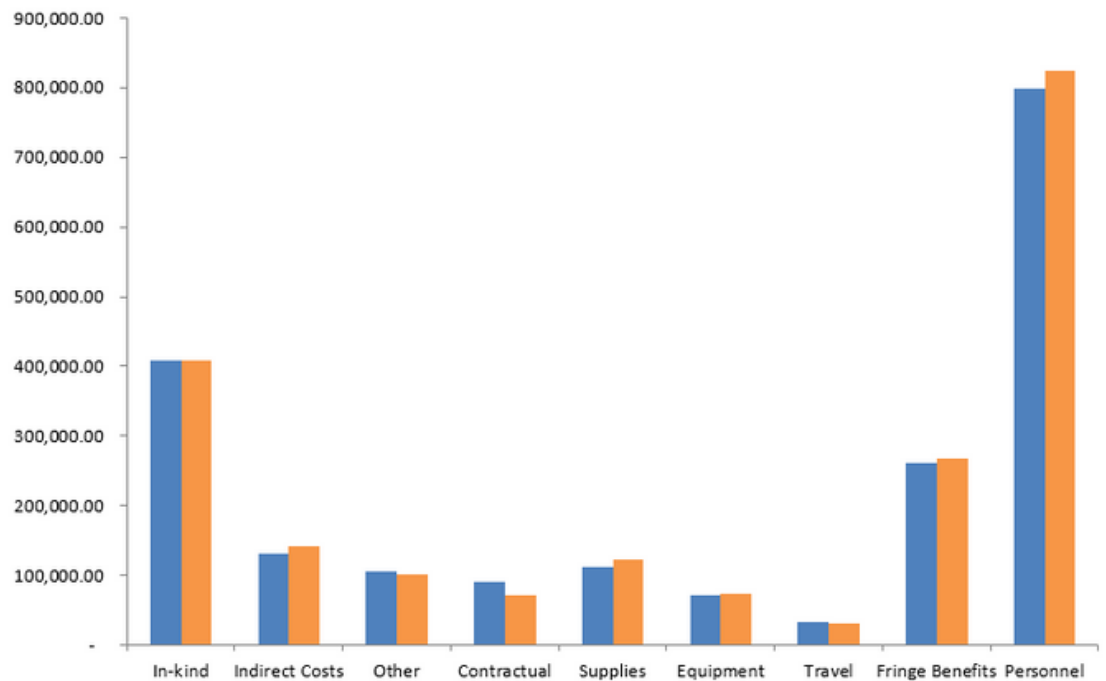
JULY 1, 2021-  
JUNE 30, 2022

Budget ■  
Actual ■

## FEDERAL EARLY HEAD START EXPENDITURES

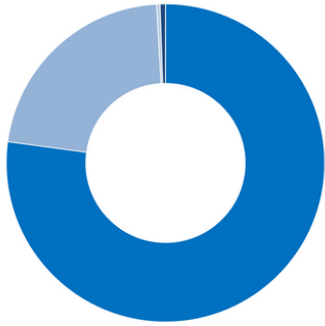
JULY 1, 2021-  
JUNE 30, 2022

■ Budget  
■ Actual



# BALANCING OUT

## BLUEPRINTS SOURCE OF FUNDS JULY 1, 2021 - JUNE 30, 2022

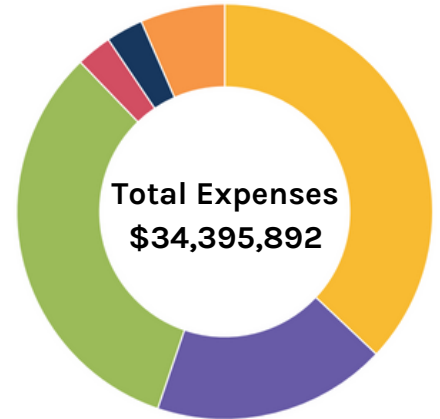


<span style="color: #0056b3;">■</span> <b>Government Grants</b> \$26,392,582	<span style="color: #a6c9ec;">■</span> <b>In-Kind Contributions</b> \$120,678
<span style="color: #8eb9e2;">■</span> <b>Local Grants &amp; Contracts</b> \$7,514,802	<span style="color: #002d4d;">■</span> <b>Other</b> \$186,620

**REVENUE**  
**\$34,214,682**

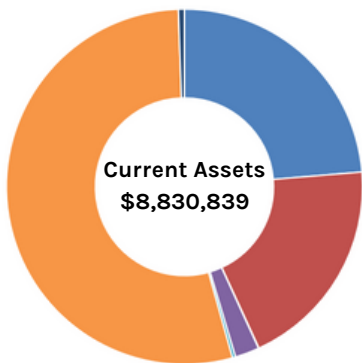
## BLUEPRINTS USE OF FUNDS JULY 1, 2021 - JUNE 30, 2022

<span style="color: #f4a460;">■</span> <b>Early Learning</b> \$13,199,015	<span style="color: #e34a73;">■</span> <b>Aging Well</b> \$947,818
<span style="color: #5a5a9a;">■</span> <b>Connecting Children &amp; Families</b> \$5,794,882	<span style="color: #002d4d;">■</span> <b>Women, Infants &amp; Children</b> \$990,338
<span style="color: #8eb9e2;">■</span> <b>Building Futures</b> \$11,203,851	<span style="color: #002d4d;">■</span> <b>Other</b> \$2,259,988



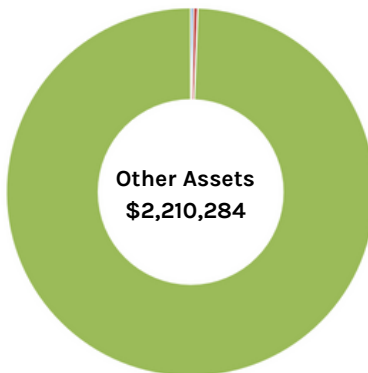
# FINANCIAL POSITION

**Blueprints' Current Assets**  
July 1, 2021 - June 30, 2022



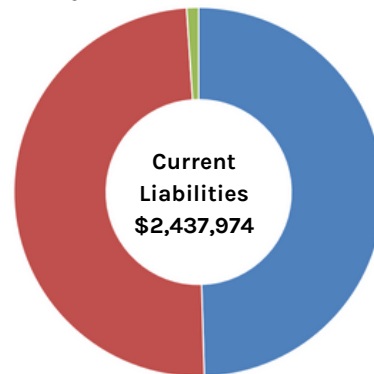
<span style="color: #0056b3;">■</span> Cash & Cash Equivalents
<span style="color: #e34a73;">■</span> Investments
<span style="color: #8eb9e2;">■</span> Receivables from Related Entities
<span style="color: #5a5a9a;">■</span> Current Portion of Notes Receivable
<span style="color: #4db6ac;">■</span> Inventory
<span style="color: #f4a460;">■</span> Grants & Fees Receivable
<span style="color: #002d4d;">■</span> Prepaid Expenses

**Blueprints' Other Assets**  
July 1, 2021 - June 30, 2022



<span style="color: #0056b3;">■</span> Endowments
<span style="color: #e34a73;">■</span> Notes Receivable
<span style="color: #8eb9e2;">■</span> Property & Equipment

**Blueprints' Current Liabilities**  
July 1, 2021 - June 30, 2022



<span style="color: #0056b3;">■</span> Accounts Payable
<span style="color: #e34a73;">■</span> Accrued & Withheld Expenses
<span style="color: #8eb9e2;">■</span> Deferred Revenue

**TOTAL ASSETS**  
**\$11,041,123**

<b>NET ASSETS</b>
<b>Without Donor Restrictions</b> \$7,622,884
<b>With Donor Restrictions</b> \$980,265

<b>Total Net Assets</b> \$8,603,149
<b>Total Liabilities &amp; Net Assets</b> \$11,041,123



# BREAK BARRIERS BUILD FUTURES



**blueprints**

break barriers - build futures  
powered by community action

150 West Beau Street, Suite 106  
Washington, PA 15301